

# Phonics Screening Revision Lessons

## Lesson 1:

Focus GPCs: Different phonemes (sounds) for  
letter **y**

# Recap all GPCs: say sound then picture

## Phase 2



## Phase 3



## Phase 5a



## Phase 5b



# Reading

yo-yo



yes

yet

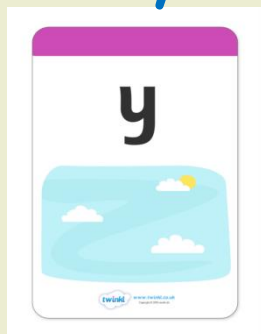
yum

yuck

you

yam

sky



my

by


why

try

shy

dry

happy



mummy

daddy

messy

fizzy

dusty

runny

gym



crystal

mystery

physics

symbol


pyramid

Give children a word to write for each alternative


gym



happy



sky



yo-yo



## Blending practice end clusters

-st

ast      est      ist      ost      ust

-lf

alf      elf      ilf      olf      ulf

-nd

and      end      ind      ond      und

# Alien words

yist

yelf

yund

yab

yox



bry

shry

gry

zy

# Individual Practice

1. Look at the word carefully.
2. Use 'Peter Pointy' finger to point to sounds and put on sound buttons
3. THINK are there any digraphs?
4. If you see a digraph but can't remember it, look at the picture on the wall to remind you.
5. Remember to blend the word.

Give out practice words

