

Phonics Screening Revision Lessons

Lesson 11:

Focus GPCs: e and ee sounds



Recap all GPCs: say sound then picture

Phase 2



Phase 3




Phase 5a



Phase 5b






bee

keep


feel



seal

each

cream



centipede

compete

athlete



key

donkey

valley

y



twinkl www.twinkl.co.uk

happy

silly

funny

e



twinkl www.twinkl.co.uk

me

he

we

ie



twinkl www.twinkl.co.uk

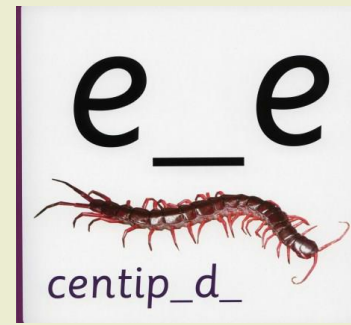


chief

thief

field

shield

These are all the different ways we know of spelling the 'ee' sound




Give children a word to write for each of the above.

Tell them which spelling it is.

E.g. This is an ee-bee word.

IMPORTANT

Remember to use e - egg sound in words like these:





egg ebb yell met tend

lend sent spent crept left

It is always e - egg sound in middle of 3 letter word:

vel het zep nem

Reading



Is it e or ee sound?

seat

end

compete

we

crept

turkey

meal

delete


keen

wept

text

slept

Alien words




ect




yeck




veach




gleep




prete




streve



creen



eaf



treats

Individual Practice

1. Look at the word carefully.
2. Use 'Peter Pointy' finger to point to sounds and put on sound buttons
3. THINK are there any digraphs?
4. If you see a digraph but can't remember it, look at the picture on the wall to remind you.
5. Remember to blend the word.

Give out practice words

