

Phonics Screening Revision Lessons

Lesson 12:

Focus GPCs: i and igh sounds



ink



Recap all GPCs: say sound then picture

Phase 2



Phase 3

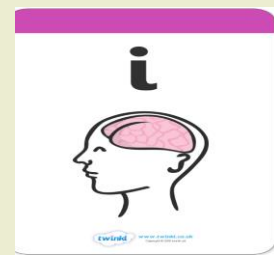

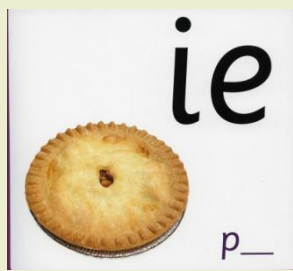



Phase 5a



Phase 5b





ligh

pie e

dice i

sky y

mind i

sigh

lies i

like i

my y

find i


fright

tried i

ripe i

why y

kind i



Give children a word to write for each of the above.

Tell them which spelling it is.
E.g. This is an igh-light word.

IMPORTANT

Remember to use i - ink sound in words like these:



if is ill inch lift

cliff spin crisp pinch sprint

It is always i - ink sound in middle of 3 letter word:

kin zim yit nim

Reading



Is it i or igh sound?

sip

high

cried

fin

shy

shift

find

pies


pine

fine


slight

shin

Alien words




ixt




yinch



vighs




shrigh




thrilp



strine



yied



criles



thripe

Individual Practice

1. Look at the word carefully.
2. Use 'Peter Pointy' finger to point to sounds and put on sound buttons
3. THINK are there any digraphs?
4. If you see a digraph but can't remember it, look at the picture on the wall to remind you.
5. Remember to blend the word.

Give out practice words

