


# Phonics Screening Revision Lessons

# Lesson 13:

Focus GPCs: o and oa sounds



oranger



g\_t

# Recap all GPCs: say sound then picture

## Phase 2



## Phase 3




## Phase 5a



## Phase 5b





goat

toes

bone

load


doe

rope

shoal

foe

mole



open


over

only

ono

ogo

oso



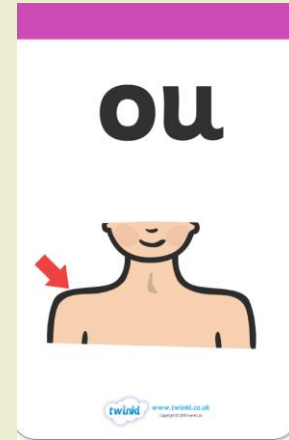
owgrow

owsnow

owshow

owblow



owelbow



oushoulder

ouboulder

oumould



Give children a word to write for each of the above.

Tell them which spelling it is.

E.g. This is an oa-goat word.

IMPORTANT



Remember to use o - orange sound in words like these:

off      boss      loft      lots

cost      lost      shock      often

It is always o - orange sound in middle of 3 letter word:

hot      bon      yop

# Reading



Is it o or oa sound?

coat

drone

got

slow

no

stones

toe

shots

lone


woes

shoulder

loads




# Alien words




oct




yoach



shroad




thole




throp




ploe



spow



mols



olp

# Individual Practice

1. Look at the word carefully.
2. Use 'Peter Pointy' finger to point to sounds and put on sound buttons
3. THINK are there any digraphs?
4. If you see a digraph but can't remember it, look at the picture on the wall to remind you.
5. Remember to blend the word.

Give out practice words

