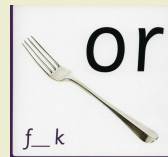


Phonics Screening Revision Lessons

Lesson 15:

Focus GPCs: or aw and au



Recap all GPCs: say sound then picture

Phase 2



Phase 3

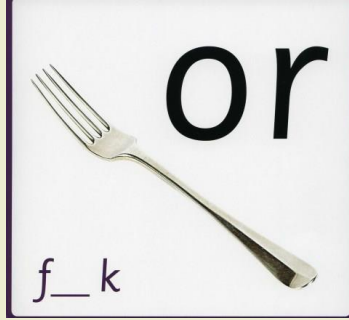


Phase 5a



Phase 5b





fork

short

thorns

order

morning



saw

lawn

drawn

pawns

brawling




saucer

haunt

launch

taunting

audit



1. Practise writing all the above 'or' digraphs 3 times each.

2. Give children a word to write for each of the above.

Tell them which spelling it is.
E.g. This is an or-fork word.

IMPORTANT

Try not to confuse the similar looking digraphs:


aw

ow


au

ou

Alien words - be careful!




zie




yept



shrout




thaux




ast



plawg



spawl



nowg



borp

Individual Practice

1. Look at the word carefully.
2. Use 'Peter Pointy' finger to point to sounds and put on sound buttons
3. THINK are there any digraphs?
4. If you see a digraph but can't remember it, look at the picture on the wall to remind you.
5. Remember to blend the word.

Give out practice words

