


Phonics Screening Revision Lessons

Lesson 16:

Focus GPCs: ur er and ir



Recap all GPCs: say sound then picture

Phase 2



Phase 3



Phase 5a



Phase 5b





surf

burn

turns

curling

burglar



hammere

stern

silver

larder

mermaid



bird

skirt

smirk

twirls

squirt




1. Practise writing all the above 'or' digraphs 3 times each.


2. Give children a word to write for each of the above.

Tell them which spelling it is.
E.g. This is an ur-surf word.

Alien words




skirm




thrept



strank




therb



prin




rept



spurgs



trewn



glerg

Individual Practice

1. Look at the word carefully.
2. Use 'Peter Pointy' finger to point to sounds and put on sound buttons
3. THINK are there any digraphs?
4. If you see a digraph but can't remember it, look at the picture on the wall to remind you.
5. Remember to blend the word.

Give out practice words

