

# Phonics Screening Revision Lessons

# Lesson 18:

Focus GPCs: th ch sh ng qu  
oo or ar oi ck

# Recap all GPCs: say sound then picture

## Phase 2



## Phase 3





## Phase 5a



## Phase 5b





moth

chin

song

shed

quick

path

much

hung

ships

quest

thin

rich

swing

rush

quacks

thank

chips

hanger

wish

liquid

this

chapter


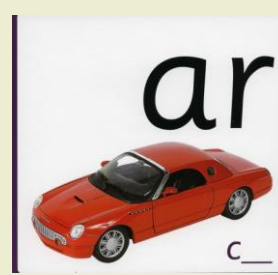

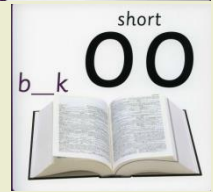
strings

fishing

quill

then

that



hoop

stork

jar

point

spoons

form

harm

join

scooter

sworn

smart

toil

stood

torch

darken

oils

shook

snoring

parting

oinking

# Alien Words



snarp

quoink

cloib

chent

vocks

plorms

dreng

yings

thrip

strack

esh

clarms

larsh

uch

troit

ung

# Two Syllable Words

without

after

unfair

maintain

disturb

monster

hamster

joiner

author

indeed

garden

splinter

darling

lighten

outside

# Individual Practice

1. Look at the word carefully.
2. Use 'Peter Pointy' finger to point to sounds and put on sound buttons
3. THINK are there any digraphs?
4. If you see a digraph but can't remember it, look at the picture on the wall to remind you.
5. Remember to blend the word.

Give out practice words

