

# Phonics Screening Revision Lessons

# Lesson 5:

Focus GPCs: qu, wh, ph and ng



# Recap all GPCs: say sound then picture

## Phase 2



## Phase 3



## Phase 5a



## Phase 5b






qu

qu queen

# Reading



queen

quiz

quack

quick

quip

quin

quiff

quill

quell

quest

wh



\_\_eel

wh wheel

# Reading



wheel

which

whizz

when

whip

why

what

whelk

ph




\_\_one

ph phone



Reading



phone

phonics

phantom

graph

prophet

elephant



ng ring

# Reading



ring

rang

hung

song


sing

long

rung

sting

# Give children a word to write for each grapheme



# Blending practice end clusters

-ft

aft

eft

ift

oft

uft

-lp

alp

elp

ilp

olp

ulp

-sk

ask

esk

isk

osk

usk

-lt

elt

ilt

olt

ult

# Alien words



**quazz**



**quags**



**quib**



**qued**

# Alien words



**whoat**



**wherp**



**wheach**



**whouth**

# Alien words



**zolph**

**praph**

**phant**

**phext**





# Alien words

zong

gung

plang

creng

shrong



# Individual Practice

1. Look at the word carefully.
2. Use 'Peter Pointy' finger to point to sounds and put on sound buttons
3. THINK are there any digraphs?
4. If you see a digraph but can't remember it, look at the picture on the wall to remind you.
5. Remember to blend the word.

Give out practice words

