




Phonics Screening Revision Lessons

Lesson 8:

Focus GPCs: oy oi and ou ow



Recap all GPCs: say sound then picture

Phase 2



Phase 3



Phase 5a



Phase 5b



oi



c__n

oi coin


oy



b__

oy boy

Reading



coil

coin

spoilt

join

oil

point

oink

ointment

ploy

coy

toys

boys

ahoy

annoy

employ

oyster

ow



c__

oo cow



ou



h__se

ou house

Reading



gown

town

down

brown

owl

fowl

growl

out

shout


loud

proud



slouch

outing

flower



Writing



Give children oi - coin, oy - boy,
ow-cow and ou-house words to write

Blending practice beginning clusters

fl

flag

fling

flock

fled

flout

sm

smell

smooth

smack

smash

smog

pl

plant

plug

play

plus

place

pr

pram


prop

prune


press

prom


Alien words




nouts




doyt




sloip



glown



shrowl



plouns

Individual Practice

1. Look at the word carefully.
2. Use 'Peter Pointy' finger to point to sounds and put on sound buttons
3. THINK are there any digraphs?
4. If you see a digraph but can't remember it, look at the picture on the wall to remind you.
5. Remember to blend the word.

Give out practice words

