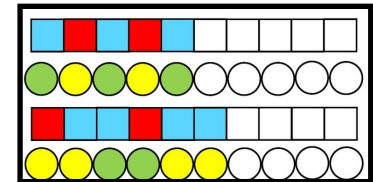
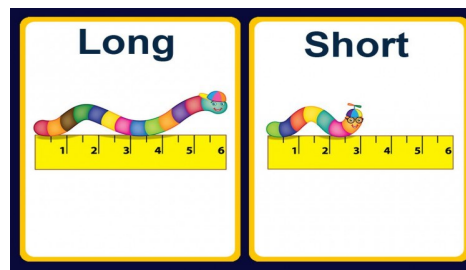
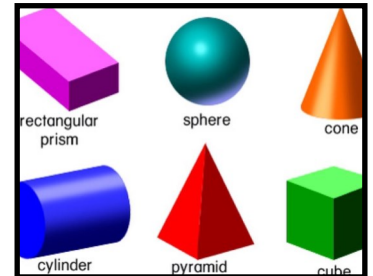
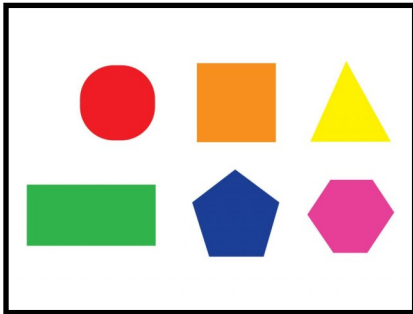


Maths At Home

The children have really impressed us with their maths knowledge and their application of it in their everyday language, and how they use it in their play.

Below are some examples of things the children are doing or should at this stage be able to do.

Our challenge for you, is to note down or record your child demonstrating skills like those listed below, and share them with us on Tapestry.



Shape, space and measure

- I am beginning to use shape names like “circle”, “square”, “cube” and “cylinder”.
- When I am playing on an obstacle course I can use words like “under”, “behind”, “on” or “in” to tell you where I am.
- I can tell you which thing is “heavy” and which thing is “light” when you give me 2 things. I can tell you which thing is “full” and which thing is “empty” when I am filling and emptying bottles.
- I can use things to make patterns, like buttons and bricks.
- I am beginning to use words like “money”, “pound” and “pence” when playing “shop”.
- I know the order I put my clothes on
- I can tell you what is happening tomorrow or what happened yesterday. I can tell you what day today is.