

# Phonics Screening Revision Lessons

# Lesson 10:

Focus GPCs: a and ai sounds



# Recap all GPCs: say sound then picture

## Phase 2



## Phase 3



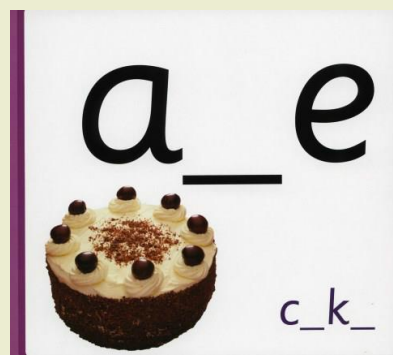


## Phase 5a



## Phase 5b





snail

tray

caake

acorn

grey

aim

plays

maade

lady

they

paaint

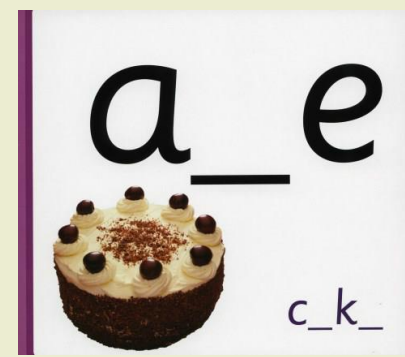
Sunaday

haate

baaby

conevey

These are all the different ways we know of spelling the 'ai' sound



Give children a word to write for each of the above.

Tell them which spelling it is.

E.g. This is an ai-snail word.

# IMPORTANT

Remember to use a - apple sound in words like these:




at          as          am          ant          add  
pal          mat          scram          clash          hand

It is always a - apple sound in middle of 3 letter word:

lad      hat      zal      nam      yat

# Reading



Is it a or ai sound?

sail

can

make

shall

sway

lady

waits

gate


acorn

scrap


they

vat

# Alien words




vap




yaint



alp




glan



prale




shrate



cray



thap



thape



# Individual Practice

1. Look at the word carefully.
2. Use 'Peter Pointy' finger to point to sounds and put on sound buttons
3. THINK are there any digraphs?
4. If you see a digraph but can't remember it, look at the picture on the wall to remind you.
5. Remember to blend the word.

Give out practice words

