

Phonics Screening Revision Lessons

Lesson 11:

Focus GPCs: e and ee sounds



Recap all GPCs: say sound then picture

Phase 2



Phase 3




Phase 5a




Phase 5b






bee



seal



centipede



key

keep

each

compete

donkey

feel

cream

athlete

valley

y



twinkl www.twinkl.co.uk

happy

silly

funny

e



twinkl www.twinkl.co.uk

me

he

we

ie



twinkl www.twinkl.co.uk

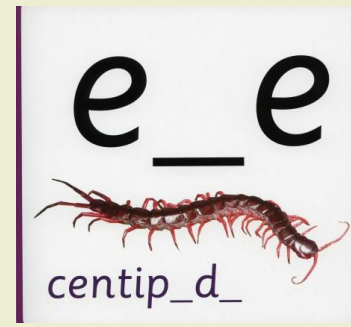


chief

thief

field

shield

These are all the different ways we know of spelling the 'ee' sound



Give children a word to write for each of the above.

Tell them which spelling it is.

E.g. This is an ee-bee word.

IMPORTANT

Remember to use e - egg sound in words like these:





egg ebb yell met tend

lend sent spent crept left

It is always e - egg sound in middle of 3 letter word:

vel het zep nem

Reading



Is it e or ee sound?

seat

end

compete

we

crept

turkey

meal

delete


keen

wept

text

slept

Alien words




ect




yeck



veach




gleep




prete



streve



creen



eaf



treats

Individual Practice

1. Look at the word carefully.
2. Use 'Peter Pointy' finger to point to sounds and put on sound buttons
3. THINK are there any digraphs?
4. If you see a digraph but can't remember it, look at the picture on the wall to remind you.
5. Remember to blend the word.

Give out practice words

