

Phonics Screening Revision Lessons

Lesson 5:

Focus GPCs: qu, wh, ph and ng



Recap all GPCs: say sound then picture

Phase 2



Phase 3



Phase 5a



Phase 5b






qu

qu queen

Reading



queen

quiz

quack

quick

quip

quin

quiff

quill

quell

quest

wh



__eel

wh wheel

Reading



wheel

which

whizz

when

whip

why

what

whelk


ph



__one

ph phone

Reading



phone

phonics

phantom

graph

prophet

elephant



ng ring

Reading



ring

rang

hung

song


sing

long

rung

sting

Give children a word to write for each grapheme



Blending practice end clusters

-ft

aft

eft

ift

oft

uft

-lp

alp

elp

ilp

olp

ulp

-sk

ask

esk

isk

osk

usk

-lt

elt

ilt

olt

ult

Alien words



quazz



quags



quib



qued

Alien words



whoat



wherp



wheach



whouth

Alien words



zolph

praph

phant

phext



Alien words

zong

gung

plang

creng

shrong



Individual Practice

1. Look at the word carefully.
2. Use 'Peter Pointy' finger to point to sounds and put on sound buttons
3. THINK are there any digraphs?
4. If you see a digraph but can't remember it, look at the picture on the wall to remind you.
5. Remember to blend the word.

Give out practice words

