



# Phonics Screening Revision Lessons

# Lesson 6:

Focus GPCs: th, ch and sh



# Recap all GPCs: say sound then picture

## Phase 2



## Phase 3




## Phase 5a



## Phase 5b





th thumb

th this feather

# Reading



thin

thick

thing

that

this

these

moth

path

myth

than

those


then

ch



ch cheese

Reading



chip

chat

chess

chill

chain

cheat

much

such

teach

chance

chatter

chapter

# Alternative pronunciations 'ch'



chord

chorus

chemist

school



chef

brochure



sh



sh shell

# Reading



ship

shop

wish

bash

rush

shack

sheen

show




shout

shine

shy

shame

# Give children a word to write for each grapheme



Blending practice beginning clusters

tr

trip

track

trout

trust

treat

fr

from

frost

fret

freed

frame

cr

crept

cross

crisp

crawl

cry

sp


spelt

spill

spine

spout

spy



## Alien words

sheed

chull

wuch

thep

shaup

chene

thout

chawl

brawch

crouth

glooth

chay

shaze

thune

esh

# Individual Practice

1. Look at the word carefully.
2. Use 'Peter Pointy' finger to point to sounds and put on sound buttons
3. THINK are there any digraphs?
4. If you see a digraph but can't remember it, look at the picture on the wall to remind you.
5. Remember to blend the word.

Give out practice words

