
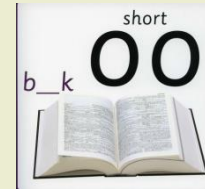
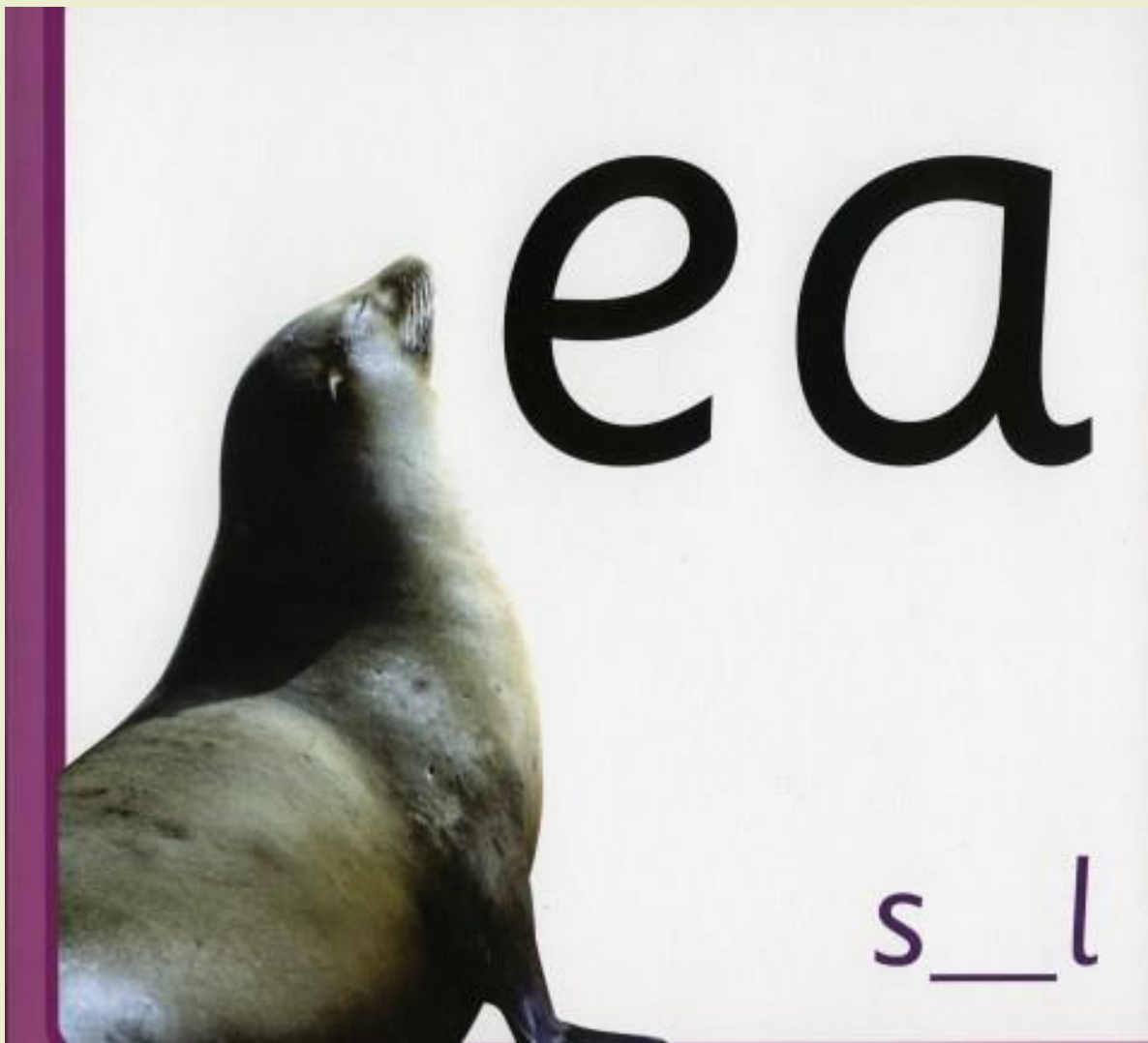


# Phonics Screening Revision Lessons

# Lesson 9:

Focus GPCs: long and short 'oo' and 'ea'





ea seal

# Recap all GPCs: say sound then picture

## Phase 2



## Phase 3



## Phase 5a



## Phase 5b



long

oo



m\_\_n

oo moon

# Reading



moon

soon

spoon

balloon

zoom

room

broom

pool

cool

school

toot

boot

shoot


roof

proof

short

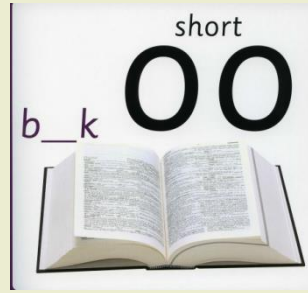
oo

b\_k



oo book

# Reading



book

look

took

shook

rook

brook

nook

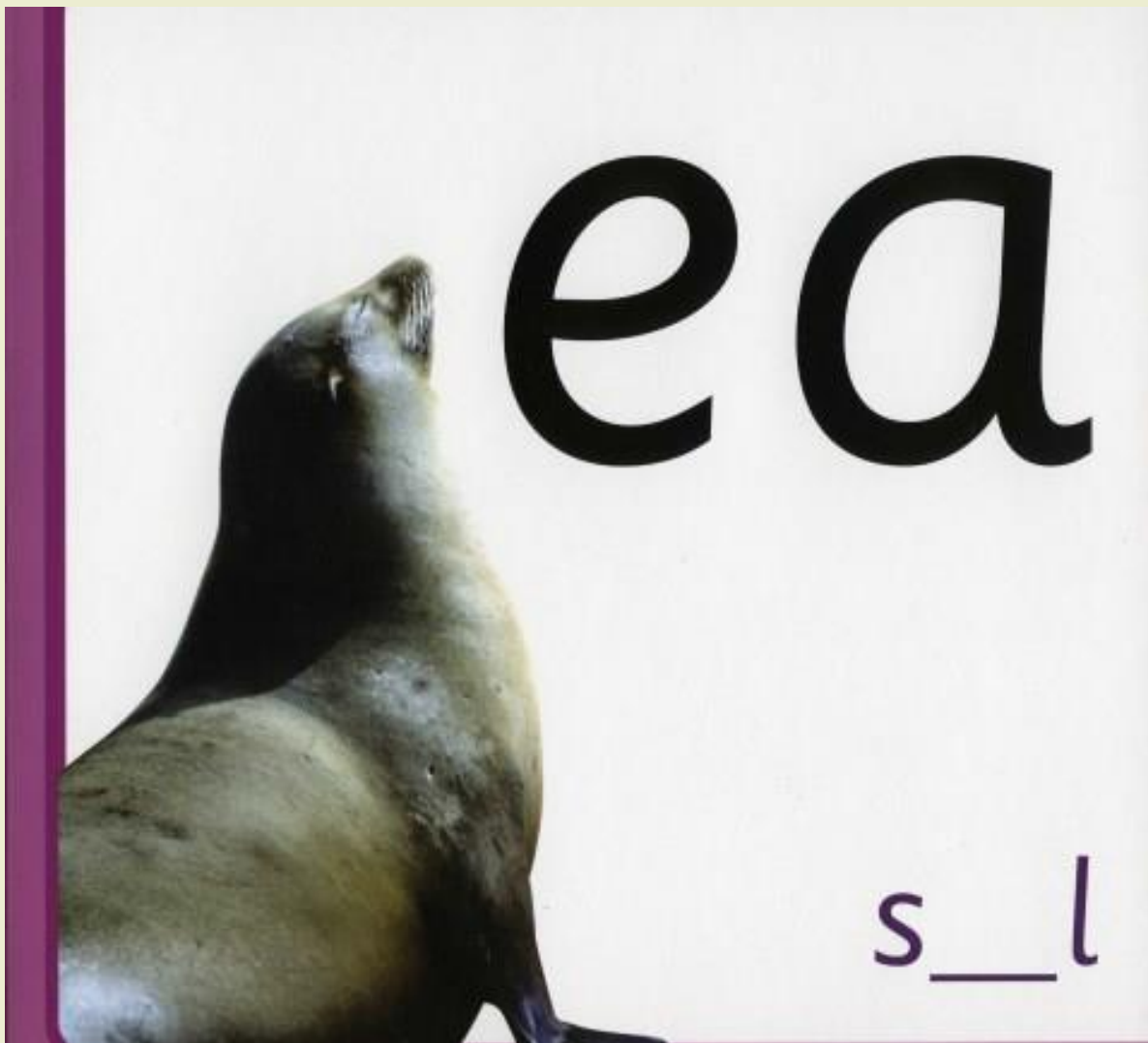
wool

wood

hood


stood





ea seal

# Reading



sea

beach

seal

heat

reach

teach

reaching

teaching

meal

peas

beans

meat

tea

steam


cream

real

deals

steal

ea



ea bread

# Reading

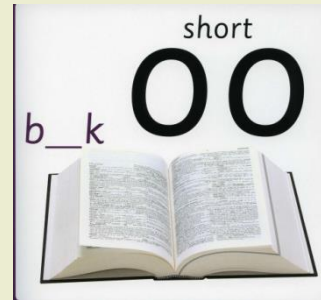


bread head dead deaf

breath weather feather

ready steady instead dreadful

Which one is it?



took

zooms

shook



cooking

proof

looks

hoof

Which one is it?



stream

peach

bread

read

steady

teacher

weather

Blending practice beginning clusters

cl

clay

clout

clench

claw

clasp

sl

sled

slack

slay

sleeps

slice

tw

twice

twins

twirl

twisting

sw

swirl

swish

swoop

swimming

# Alien words



**stea**



**yead**



**jeab**




**eaf**



**queap**





## Alien words

proom

zool

goot

cloot

twook

sloop

swoog

tood

glook

# Individual Practice

1. Look at the word carefully.
2. Use 'Peter Pointy' finger to point to sounds and put on sound buttons
3. THINK are there any digraphs?
4. If you see a digraph but can't remember it, look at the picture on the wall to remind you.
5. Remember to blend the word.

Give out practice words

