

Phonics Screening Check



Phonics Screening Check

- National Check - in June
- Year 1 children and some Year 2 children
- To ensure that children are able to use phonics to decode new words

What is Phonics?

- Phonics is a way of teaching children to read
- First we teach the individual letter sounds E.g. t
- Then we teach the sounds that different combinations of letters make. E.g. ai oy er igh
- 2 letters making one sound: **digraph**
- 3 letters making one sound: **trigraph**
- We teach children to blend these sounds together from left to right to make the word.
 - E.g. rain r - ai - n

Why do we teach reading using Phonics?

Research has shown that synthetic phonics is the most effective way of teaching young children to read.

In the past, children were taught to memorise 'sight' words. Now, children are taught to recognise phonic patterns which enables them to work new words.

Sight word: **play**

Phonics: **ay** **play, day, say, way, stay, spray, crayon, pray, away, etc.**

Format of the Phonics Screening Check

- Child reads on their own to teacher
- Booklet - 40 words
- Real words and invented words
- Different words each year

"Alien Words"

- Invented words are included in the check to make sure that children are able to use phonics to work out words that they have not seen before

- Invented words have a picture of an imaginary creature by them



- We call them 'alien words'

- We practise reading 'alien words' in Year 1 and explain that these are not real words.

Results of the Phonics Screening Check




























- Reported to parents before the end of the Summer Term
- Any child not passing will receive extra help with Phonics in Year 2

Helping Your Child with Reading and Phonics

Parent Packs
























- Phonics Cards
- Phonics Sheets with real and alien words

Phase 3 Card

 j	 v	 w	 X bo_	 y	 z	 zz bu_
 qu	 ch	 sh	 th _umb fea_er	 ng ri_	 ai sn_l	 ee b_
 oa g_t	 igh l_t	 oo b_k short	 oo m_n long	 ar c	 or f_k	 ow c_
 oi c_n	 ur s_f	 ear	 air ch_	 ure man_	 er hamm_	

NB. There is no card for Phase 4 since Phase 4 does not introduce any new digraphs or trigraphs. The point of Phase 4 is for children to practise blending longer words.

Phase 5 Card

 <p>ay tr_</p>	 <p>ou h_se</p>	 <p>ie p_</p>	 <p>ea s_l</p>	 <p>oy b_</p>	 <p>ir b_d</p>	 <p>ue (long oo) gl_</p>
 <p>ue (yoo) que_</p>	 <p>wh _eel</p>	 <p>wh _ole</p>	 <p>ph _one</p>	 <p>ew scr_</p>	 <p>ew st_ s_</p>	 <p>aw</p>
 <p>au s_cer</p>	 <p>ey k_</p>	 <p>o_e b_n_</p>	 <p>e_e centip_d_</p>	 <p>i_e d_c_</p>	 <p>a_e c_k_</p>	 <p>oe t_s</p>
 <p>u_e (long oo) fl_t_</p>	 <p>u_e (yoo) c_b_</p>					

Phonics Tracking Sheets



1. Track for **ay**:

au ay oy oy ay ay ay au au ya ya ay oy ay oy ay

2. Are there any **ay** words? Underline the **ay** in the words and then read them:

may away cloys daub staying
joy slay trays crayon staunch

3. Are there any **ay** alien words? Underline the **ay** and then read them:



troy craupt zays ays

thrays stroyl proys slaut

Core Scheme for Year 1: ReadWrite Inc Books

- Phonics- based books
- Children not yet ready for this level will take home a Dandelion Phonics book



- Make sure the children know the sound(s) on the cover
- In the Read Write Inc books, your child should 'sound out' and then blend the 'Green Words' in the practice section
- When reading the book encourage your child to use phonics to 'sound out' any words that they do not know

Phonics Games and Advice on Phonics

- School website - Helping at Home Section

<http://www.woodendpark.hillingdon.sch.uk/>

Encourage a Love of Reading!

- Carry on reading stories to your child even if he/she is a good reader
- Encourage your child to read wherever they go - e.g. shop signs, labels, etc.

